

# Exchange Report

## Corvinus University of Budapest, Hungary



Erica Ko  
FINA,IS  
Spring 2018


## Table of Contents

Part 1 – Monthly Activity Log.....	2
Part 2 – General Exchange Information.....	6
Part 3 – Items to Bring .....	8
Part 4 - Useful Links and Contacts .....	8

# Part 1 – Monthly Activity Log

## January 2018

At the end of January, the student organisation named ESN organised several orientation activities for us. They guided us to visit some famous visiting points in Budapest such as Hero Square, National Opera House as well as Basilica of St Stephen etc. We had a great time with other Erasmus students come from all around the world. We shared our culture and played some games together. It was great for us to share the expectation of the following exchange studies with each other. The school also provided official orientation day at that period for introducing the registry process and some school information. Your faculty administrator would also guide you to complete some of the importation forms.



(The night view of Budapest is so awesome.)



## February 2018


I started my semester as the beginning of Feb. For me, I registered my courses at mid-December and when it came to Feb, the first two weeks were add-drop period. During that period, you can select other useful courses and drop some of the courses which can't be used for credit transfer. (Tips: You should hand in course credit

transfer assessment after you can search the information of the courses provided during your study semester since the application process takes so long. From my experience, I handed in my assessment forms at mid-November and mid-December. Some of the application were handled far behind add-drop period, for example mid-March). I tried Hungarian foods this month and travelled to Poland.



## March 2018

This month was a midterm month. I worked hard for preparing midterms and my reports, projects. However, I also joined activities such as hiking and museum visiting which are organised by ESN student group to relax myself. After finished all the midterms, I have travelled to Iceland and Northern European countries for my Easter vacation.








## April 2018

After my vacation, I continued my studies and some funny times with other Erasmus students. I had handed in some of my presentation and reports. I thought this month was quite relaxing. At the end of this month, I went to Rome to visit the famous Colosseum which is UNESCO World Heritage Convention.



## May 2018

I came back from Italy at the beginning of May and fully dedicated myself in preparing the exams. This month was a stiff month that I spent most of my time on

revision. Therefore, after finished the exams, I had a nice gathering with my buddy as well as a farewell dinner with other Erasmus students.



Hiking is another nice thing to do in Budapest!



## June 2018

Only little time was left for my exchange journey. I finished all my exams and handled check-out of my room. I started to explore other countries. One of my most favourite countries was Switzerland. There was so beautiful and worth to go.



## Part 2 – General Exchange Information

### Visa Procedures

You should contact the Consulate General of Hungary Hong Kong(<https://hongkong.mfa.gov.hu/eng>) and inform them about your intention of applying a student VISA in order to study in Budapest. After that, they will give you a check list of the documents that you need to prepare. After handed in all the required documents, you have to pick up your residence permit after you arrived Budapest. The residence permit is a necessary document for you to study in Budapest. (Tips: It is better to apply the VISA 2 months before your departure)

### Orientation Activities

There are quite many orientation activities organised by the student group ESN. Those events include city sightseeing, bar tour, hiking, picnic. They will send you an email and invite you to join their Facebook group to allow you get the updated information of events. There is also an official orientation day for informing the information of the school and the process of registering as a student there.

### International Services & Activities

There is an international office in the school that can handle all requires from international student. ESN will organise function for international students regularly. They are so nice and willing to answer your questions.

### Course Registration

As aforementioned in the monthly activity log, you should apply for the credit transfer course assessment as soon as possible because it may take quite long even it may depend on faculty. You can pre-register in your courses at Mid-December and have the add-drop period at the beginning of February. The school will give you an account of “Neptun” then you can register your courses using that system.

### Teaching & Assessment Methods

I think Teaching & Assessment Methods depends on courses. Some courses especially IS courses more highlight on assessments. Some courses more focus on participation. Some courses put a huge weight on exams. Some of the professors are not so good at English.

### Sports & Recreation Facilities

There is a gym room and small indoor sportsground nearby the main campus. You need to purchase gym card in order to use the gym room. Moreover, there is only few sports teams especially for female to join.

## Finance and Banking

The expenses will depend on how much a student travels during exchange. For the whole semester, I spent most of my money on foods, apartment, transportation, activities. The main currency used in Hungary is Forint. I didn't open a bank account there since it is so convenient to take out money using a Union Pay bankcard via ATM.

## Social Clubs and Networking Opportunities

From my knowledge, there is not many social clubs. Most of the networking opportunities are organised by ESN student groups.

## Health and Safety

I remember there is medical suggestions such as suggested clinic provided by Corvinus University. For safety, I regard Budapest as a safety city that I had tried to go to airport/bus station during midnight, but I didn't feel any threaten. However, I recommend every student should take care of their belongings and avoid leaving your apartment after midnight unless it is necessary.

## Food

I mostly bought my food at the supermarket near my apartment and cooked with my flatmate. I also had my lunch at the restaurants near my university. If you want to eat outside, the prices vary from 50hkd-150hkd depending on your choice.

## Transportation

The local student will help you purchase the student monthly pass so you can get on any transportation operating in Budapest unlimitedly within that month.

## Climate

When I was there, there was 0-5C during Jan to Mar. Sometimes, there was -2 in case of some cold flow came. There was 17-27C during April to June.

## Communication

For me, I bought a prepared card from Telekom. It was quite useful and suitable to student who accepts using limited data. The data can be used within EU countries.

## Cautionary Measures

In case your phone has any problem, I would recommend purchasing a new one which can be cheap instead of repairing there.



## Part 3 – Items to Bring Checklist

Sweater

Jacket

Blankets. Bed sheets, Pillows (depends on your living place)

Notebook

Charges

Clothes for summer

Heat-tech wearings

Medicine

Clothes for winter

Money

Bankcard

Credit Card

## Part 4 - Useful Links and Contacts

Corvinus Business School

<http://cbs.uni-corvinus.hu/>

Contact of the school

<http://www.uni-corvinus.hu/index.php?id=44544>

Transportation website of Budapest

<https://bkk.hu/en/welcome-to-bkk/>

Website of consulate general of Hungary Hong Kong

<https://hongkong.mfa.gov.hu/eng>

If more information is needed, get my contact from SBM Exchange Team by emailing at [bmugexch@ust.hk](mailto:bmugexch@ust.hk).

[END]